



HONDA Transalp 600

Motorschutz Montagehinweise

Alle vom Motorrad gelösten Schrauben sind gemäß Herstellerangaben wieder zu montieren, oder mit von SW-MOTECH gelieferten Schrauben zu ersetzen. Falls nicht anderweitig definiert, diese Schrauben nach Tabelle anziehen.

M6	9,6 Nm
M8	23 Nm
M10	46 Nm

Gegebenenfalls Schrauben mit flüssiger Schraubensicherung einkleben.

Prüfen Sie nach 50 km alle Verbindungen auf festen Sitz.

SW-MOTECH GmbH & Co. KG
Bahnhofstrasse 44d
35282 Rauschenberg
-Germany-

Tel.: ++ 49 (0) 6425 816 800
Fax: ++ 49 (0) 6425 816 810

www.sw-motech.com

Skid plate Mounting Instructions








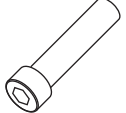
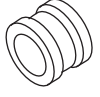
SW-MOTECH products should be installed by a qualified, experienced motorcycle technician. If you are unsure of your ability to properly install a product, please have the product installed by your local motorcycle dealer. SW-MOTECH takes no responsibility for damages caused by improper installation.

All screws, bolts and nuts, including all replacement hardware provided by SW-MOTECH, should be tightened to the torque specified in the OEM maintenance manual for your motorcycle. If no torque specifications are provided in the OEM maintenance manual, the following torques may be used:

M6	9,6 Nm
M8	23 Nm
M10	46 Nm

All screws, bolts and nuts should be checked after driving the first 50 km to ensure that all are tightened to the proper torque.

Medium strength liquid thread-locker (i.e., "Loctite") should be used to secure all screws, bolts and nuts.

<p>1 Motorschutz Skid plate</p>  <p>MSS.01.016.001 Anzahl/ Pcs. 1</p>	<p>5 Gummidämpfer Rubber Element</p>  <p>MSS.00.03.016 Anzahl/ Pcs. 2</p>	
<p>2 Innensechskantschraube Hexagon Socket Screw</p>  <p>M6 x 20 DIN 912 Anzahl/ Pcs. 1</p>	<p>6 Distanzbuchse Spacer</p>  <p>Da:15 Di:6,4 h:20 Anzahl/ Pcs. 1</p>	<p>9 Unterlegscheibe Washer</p>  <p>A: 6,4 DIN 9021 Anzahl/ Pcs. 3</p>
<p>3 Innensechskantschraube Hexagon Socket Screw</p>  <p>M6 x 25 DIN 912 Anzahl/ Pcs. 1</p>	<p>7 Klemmschelle Clamp</p>  <p>MSS.01.016.004 Anzahl/ Pcs. 1</p>	
<p>4 Innensechskantschraube Hexagon Socket Screw</p>  <p>M6 x 40 DIN 912 Anzahl/ Pcs. 1</p>	<p>8 Gummitülle Rubber Element</p>  <p>GT.00.12H3466 Anzahl/ Pcs. 1</p>	

