

BMW R1150R / Rockster / Edition 80 / R850R 2005

Schutzbügel Montagehinweise

Alle vom Motorrad gelösten Schrauben sind gemäß Herstellerangaben wieder zu montieren, oder mit von SW-MOTECH gelieferten Schrauben zu ersetzen. Falls nicht anderweitig definiert, diese Schrauben nach Tabelle anziehen.

M6	9,6 Nm
M8	23 Nm
M10	46 Nm

Gegebenenfalls Schrauben mit flüssiger Schraubensicherung einkleben.

Prüfen Sie nach 50 km alle Verbindungen auf festen Sitz.

SW-MOTECH GmbH & Co. KG
 Bahnhofstrasse 44d
 35282 Rauschenberg
 -Germany-

Tel.: ++ 49 (0) 6425 816 800
 Fax: ++ 49 (0) 6425 816 810

www.sw-motech.com

Crash Bar Mounting Instructions

SW-MOTECH products should be installed by a qualified, experienced motorcycle technician. If you are unsure of your ability to properly install a product, please have the product installed by your local motorcycle dealer. SW-MOTECH takes no responsibility for damages caused by improper installation.

All screws, bolts and nuts, including all replacement hardware provided by SW-MOTECH, should be tightened to the torque specified in the OEM maintenance manual for your motorcycle. If no torque specifications are provided in the OEM maintenance manual, the following torques may be used:

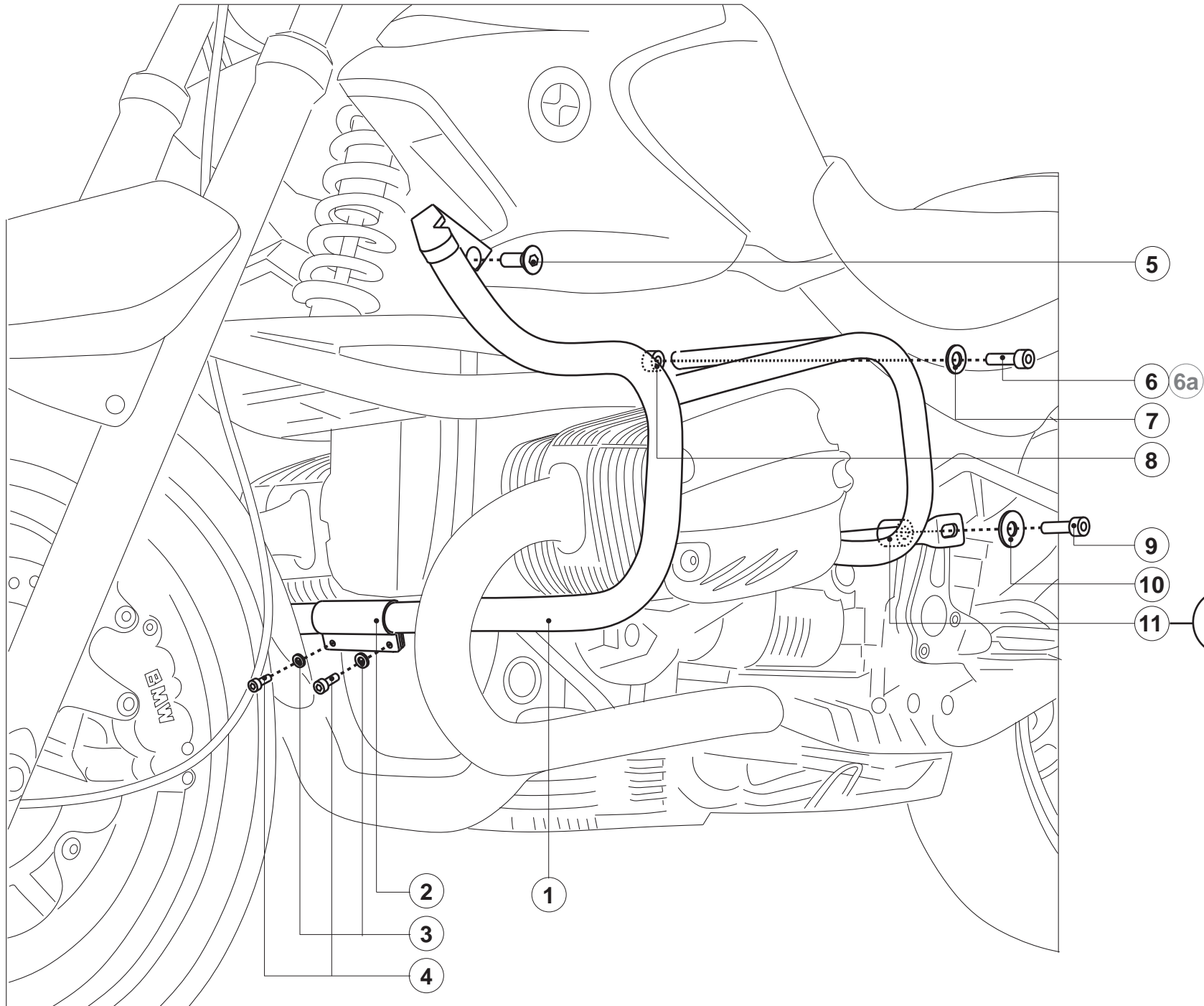
M6	9,6 Nm
M8	23 Nm
M10	46 Nm

All screws, bolts and nuts should be checked after driving the first 50 km to ensure that all are tightened to the proper torque.

Medium strength liquid thread-locker (i.e., "Loctite") should be used to secure all screws, bolts and nuts.

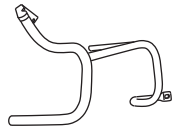
! Achtung: die Schräglagenfreiheit kann durch den Schutzbügel reduziert werden!

Attention: the lean angle can be reduced by the crash bar!



! Pos. 12 an rechter
Motorradseite
Pos. 12 on right
side of Motorcycle

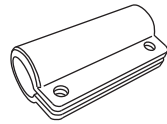
1 Schutzbügel
 Crash Bar



SBL.07.344.901/902 00

Anzahl/ Pcs. 2 (L/R)

2 Klemmschelle
 Clamp



SBL.07.096.001

Anzahl/ Pcs. 1

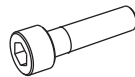
3 Unterlegscheibe
 Washer



A 6,4 DIN 125

Anzahl/ Pcs. 2

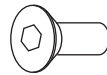
4 Innensechskant-
 schraube
 Hexagon Socket
 Screw



M6 x 20 DIN 912

Anzahl/ Pcs. 2

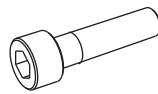
5 Senkkopfschraube
 Countersunk Screw



M8 x 20 DIN 7991

Anzahl/ Pcs. 2

6 Innensechskant-
 schraube
 Hexagon Socket
 Screw



M10 x 55 DIN 912

Anzahl/ Pcs. 2

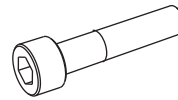
7 Unterlegscheibe
 Washer



A 10,5 DIN 125

Anzahl/ Pcs. 2

6a Innensechskant-
 schraube
 Hexagon Socket
 Screw



M10 x 65 DIN 912

Anzahl/ Pcs. 2

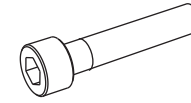
8 Distanzbuchse
 Spacer



Da:18 Di:10,5 h:15

Anzahl/ Pcs. 2

9 Innensechskant-
 schraube
 Hexagon Socket
 Screw



M10 x 65 DIN 912

Anzahl/ Pcs. 2

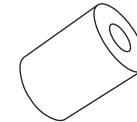
10 Unterlegscheibe
 Washer



A 10,5 DIN 9021

Anzahl/ Pcs. 2

11 Distanzbuchse / links
 Spacer / left Side



Da:18 Di:10,5 h:25

Anzahl/ Pcs. 1

12 Distanzbuchse / rechts
 Spacer / right Side



Da:18 Di:10,5 h:18

Anzahl/ Pcs. 1

Passend für
 BMW R 850 R 2005.
 Suitable for
 BMW R 850 R 2005.